





















Esafety within the Life Skills Curriculum Sept 2015/ July 2016











The Castle School covers the following e-safety areas to ensure that students have an excellent understanding of how to stay safe online and of the dangers of inappropriate use of mobile technology and social networking.

 PRIVACY SECURITY <p>Pupils and students learn strategies for managing their online information and keeping it secure from online risks such as identity thieves and phishing. They learn how to create strong passwords, how to avoid scams and schemes, and how to analyse privacy policies.</p>	 DIGITAL FOOTPRINT REPUTATION <p>Pupils and students learn to protect their own privacy and respect others' privacy. Our digital world is permanent, and with each post pupils and students are building a digital footprint. By encouraging pupils and students to self-reflect before they self-reveal, they will consider how what they share online can impact themselves and others</p>	CURRICULUM CATEGORIES <ul style="list-style-type: none"> Internet Safety Privacy & Security Relationships & Communication Cyberbullying Digital Footprint & Reputation Self Image & Identity Information Literacy Creative Credit & Copyright
 SELF-IMAGE IDENTITY <p>These lessons are designed to help pupils and students explore their own digital lives, focusing on their online versus their offline identity. Pupils and students learn the benefits and risks of personas and the effects on their sense of self, their reputation, and their relationships.</p>	 CREATIVE CREDIT COPYRIGHT <p>Living in a "copy/paste" culture, pupils and students need to reflect on their responsibilities and rights as creators in the online spaces where they consume, create, and share information. From addressing plagiarism to piracy, pupils and students learn about copyright and fair use.</p>	
 RELATIONSHIPS COMMUNICATION <p>Pupils and students reflect on how they can use intrapersonal and interpersonal skills to build and strengthen positive online communication and communities. They delve into the concept of digital citizenship and digital ethics, and they reflect on their online interactions.</p>	 INFORMATION LITERACY <p>Information Literacy includes the ability to identify, find, evaluate, and use information effectively. From effective search strategies to evaluation techniques, pupils and students learn how to evaluate the quality, credibility, and validity of websites, and give proper credit.</p>	
 CYBERBULLYING <p>Pupils and students learn what to do if they are involved in a cyberbullying situation. They explore the roles people play and how individual actions – both negative and positive – can impact their friends and broader communities. Pupils and students are encouraged to take the active role of up stander and build positive, supportive online communities.</p>	 INTERNET SAFETY <p>Pupils and students explore how the internet offers an amazing way to collaborate with others worldwide, while staying safe through employing strategies such as distinguishing between inappropriate contact and positive connections. These foundational skills are just the beginning!</p>	










Year 7

Term	Topic	Format	Esafety Area	Date
1	Esafety Event – Rich Cottell concert and Esafety presentation	Whole Year	 Internet Safety  Cyberbullying	15/10/15
	Esafety follow up presentation led by tutors.	Life Skills	 Relationships & Communication	16/10/15
	Use of graphing techniques – graphs distorting the truth and how to recognise this. Use of the internet for revision – security of passwords, keeping data secure.	Maths Lesson	 Information Literacy	05/10/15
	Using the Internet safely and sensibly.	Assembly	 Privacy & Security  Digital Footprint & Reputation  Internet Safety	18/09/15
	Introduction to the School Email and VLE. Using email safely. ICT Code of conduct, Social networking, bias, false websites. What to do if things go wrong.	ICT Lesson (X4)	 Information Literacy  Internet Safety  Privacy & Security	Throughout Term 1
	Selecting Websites- how to validate information from the internet and check website content. Copyright.	Design Tech Lesson	 Creative Credit & Copyright  Information Literacy	24/09/15
2	Anti-Bullying Week – A focus on Cyber bullying	Life Skills	 Cyberbullying	06/11/15
3	Safer Internet Day – What is grooming, local PCSO involvement.	Assembly	 Privacy & Security  Relationships & Communication	07/02/16
4	Privacy Settings & Digital Footprint as part of S&R	CFD 2	 Digital Footprint & Reputation  Creative Credit & Copyright	09/03
5	Don't Say Don't Send lesson as part of S&R	Life Skills	 Self Image & Identity  Cyberbullying	Lesson 2 in a series of 4
6	Esafety and Identity theft. What is a secure password? How to shop safely online.	ICT Lesson (X2)	 Internet Safety	20/05/16














Year 8

Term	Topic	Format	Esafety Area	Date
1	Gaming Addiction Lesson	Life Skills	 Internet Safety	Lesson 5 in a series of 5
	Use of graphing techniques – graphs distorting the truth and how to recognise this. Use of the internet for revision – security of passwords, keeping data secure.	Maths Lesson	 Information Literacy	05/10/15
	Selecting Websites- how to validate information from the internet and check website content. Copyright.	Design Tech Lesson	 Creative Credit & Copyright  Information Literacy	24/09/15
	Using email safely, VLE, not giving out personal information.	ICT Lesson	 Privacy & Security	12/09/15
	Themes updated due to reflect current trends/concerns. Use of social media. Online presence, cookies, online gaming and addiction, online disinhibition. Digital Footprint. Who to go to if an issue occurs.	Assembly	 Internet Safety  Digital Footprint & Reputation	16/10/15
2	Homophobic Bullying using social media	Life Skills	 Cyberbullying  Relationships & Communication	Lesson 2 in a series of 5
3	Safer Internet Day – Assembly	Whole Year	TBC	07/02/15
4	Fake Websites. Social Networking , chat rooms, blogs. Dangers of uploading to Facebook. Who are your online friends?	ICT Lesson	 Relationships & Communication	15/02/15
5				
6				






Year 9

Term	Topic	Format	Esafty Area	Date
1	Sexual Bullying	Life Skills	 Cyberbullying	Lesson 2 in a series of 5
	Use of graphing techniques – graphs distorting the truth and how to recognise this. Use of the internet for revision – security of passwords, keeping data secure.	Maths Lesson	 Information Literacy	05/10/15
	Ecommerce, the process, hidden costs. Mobile communication- what are they great for and wat are they not.	ICT Lesson X2	 Information Literacy  Relationships & Communication	08/10/15
2	Making Friends Online	Life Skills	 Self Image & Identity	18/12
3	Safer Internet Day – Digital Footprint, scams, Who to go to for help. Computer Security –Anti-virus and cookies	Assembly	 Privacy & Security  Internet Safety	07/02/15
4				
5	Reminders and current themes of concern. Who to go to for help.	Assembly	TBC	25/04/16
6	The posting, making and distributing of Indecent Images	CFD 3	 Relationships & Communication  Internet Safety	13/06











Year 10

Term	Topic	Format	Esafty Area	Date
1	Use of graphing techniques – graphs distorting the truth and how to recognise this. Use of the internet for revision – security of passwords, keeping data secure.	Maths Lesson	 Information Literacy	05/10/15
	Reminders of safety concerns at school when doing research. Advantages and dangers of personal mobile devices. Reminders on submitting personal information.	ICT Lesson (For students who have opted for subject)	 Privacy & Security  Digital Footprint & Reputation  Information Literacy	28/09/15
	Using the internet- bias, trustworthy websites. Age related content. Appropriateness and privacy policies.	Media Lesson (For students who have opted for subject)	 Privacy & Security  Internet Safety	28/09/15
2	Gaming Addiction	Life Skills	 Internet Safety	18/12
3	Safer Internet Day	Assembly	 Privacy & Security	07/02/2015
	Use of blog sites- rules, worries, what can happen to your blog. Use of mobile phones.	Media Lesson (For students who have opted for subject)	 Digital Footprint & Reputation	01/02/2015
4	Presenting Yourself Online – Linked to Securing a Job	Life Skills	 Self Image & Identity	19/02
5	Making Friends Online	Life Skills	 Relationships & Communication	20/05
	Reminders and current themes of concern. Who to go to for help.	Assembly	TBC	25/04/16
	Copyright free images. Secure passwords. Using mobile phones to record work- storage and public presence.	Design Tech Lesson (For students who have opted for subject)	 Creative Credit & Copyright	
6	Sexual Exploitation	Life Skills	 Internet Safety	24/06



Year 11

Term	Topic	Format	Esafety Area	Date
1	Use of graphing techniques – graphs distorting the truth and how to recognise this. Use of the internet for revision – security of passwords, keeping data secure.	Maths Lesson	 Information Literacy	05/10/15
2				
3	Safer Internet Day-Reminders and current themes of concern. Who to go to for help. Online Dating	Assembly	 Relationships & Communication	07/02/16
4	What students need to be aware of when coming to their final terms/consider leaving school. Dangers of social networking and what employers may see.	Extended Assembly	 Relationships & Communication  Digital Footprint & Reputation  Self Image & Identity	
5				
6				







Year 12

Term	Topic	Format	Esafety Area	Date
1	An introduction to personal security and internet safety	Assembly	 Privacy & Security  Internet Safety	04/09/15
2	Danger of MMORGS. Use of social networking as an ICT tool-dangers of social networking. Phishing, identity theft, firewalls. Secure online payment mechanisms.	ICT Lessons (For students who have opted for subject)	 Privacy & Security  Internet Safety	Throughout the term.
3	Social Networking – personal security and safety. Cyberbullying – use of mobile devices in school.	Enrichment Lesson	 Privacy & Security  Internet Safety  Relationships & Communication  Cyberbullying	05/02/16
4	Secure backups. What methods can be used and how safe are they?	Design Tech Lesson (For students who have opted for subject)	 Privacy & Security  Information Literacy	
5				
6				





Year 13

Term	Topic	Format	Esafety Area	Date
1	Personal Security and Internet Safety	Assembly	 Privacy & Security  Internet Safety	11/09/15
2				
3				
4				
5				
6				

Parents

Activity	Format	Esafty Area	Date
e-safety parents evening run by the local Police	Presentation	 Privacy & Security  Internet Safety	Every other year
Intouch Messages – Highlight parent and carer e-safety websites and parent information from CEOPs	Email	All areas	Each term
Year 7 Parents4Learning evening. Introduction to Esafty	Presentation	 Privacy & Security  Internet Safety	Term 1
Eparenting Guide and links to informative websites	School Website	All areas	
During year 6 transition new parents sign and e-safety code of conduct.	e-safety Parent Contract	 Privacy & Security  Internet Safety	Before starting The Castle School

Whole School

Activity	Format	Esafty Area	Date
Acceptable Use Policy signed by each student.	e-safety student contract	 Privacy & Security  Internet Safety	Each Term
e-safety guidance in all student planners.	Written Guidance	 Privacy & Security  Internet Safety	At the start of each school year
e-safety representatives within the school council work with members of staff to develop the e-safety curriculum. Student-led assemblies on e-safety issues.	Student Involvement	All areas	Ongoing throughout the year.